

Viscoelastics

Ophthalmic Viscosurgical Devices

are intended to be used during posterior and anterior segment surgery in the human eye to create and maintain space, to manipulate intraocular tissue and to protect the corneal endothelium. Viscoelastic must be entirely removed from the eye after completion of the procedure.

HPMC & HPMC PLUS

HPMC viscoelastic is non-organic, water soluble and enzyme resistant which helps to provide viscosity and pH stability during storage. Viscoelastic is clear, sterile and non-pyrogenic. HPMC viscoelastics have been demonstrated to have a high degree of biocompatibility. Its dispersive characteristics are especially suited for protecting the endothelium, while it effectively maintains space and gently manipulates delicate intraocular tissue.

MD Gel

2% hydroxypropyl methylcellulose (HPMC) viscoelastic with a nominal viscosity of 3,000 cPs.



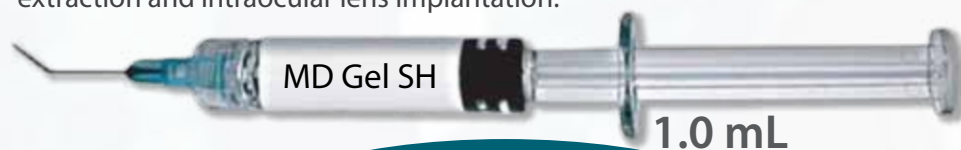
MD Gel Plus

2% hydroxypropyl methylcellulose (HPMC) viscoelastic with a nominal viscosity of 19,000 cPs.



MD Gel SH

Sodium hyaluronate viscoelastic is available in a range from 1% to 3% with a possible viscosity range of 2,000cPs to > 75,000cPs. Viscoelastic SH is clear, sterile and non-pyrogenic. Sodium hyaluronate viscoelastics have been demonstrated to have a high degree of biocompatibility. Its cohesive characteristics are especially suited for phacoemulsification since its higher viscosity enables it to effectively maintain space and gently manipulate delicate intraocular tissue. It is also used during glaucoma filtering, corneal transplantation and retinal attachment. SH viscoelastics may also be used to coat intraocular lenses and ophthalmic surgical instruments during cataract extraction and intraocular lens implantation.



Ask about our custom manufacturing capabilities. We can offer a broad range of volumes and concentrations based on your requirements!

Viscoelastic is supplied in a glass syringe with a cannula. No refrigeration is necessary. Viscoelastic is not for sale in the US.

Distribution

ORDERING INFORMATION

Please place lens orders by model number, diopter power and purchase order number. All prices are F.O.B. Clearwater, Florida.

BECOME A DISTRIBUTOR

Private labeling available. Please contact a customer service representative for additional branding information. Our products may be obtained from a distributor serving your geographic area. Contact us to find a distributor serving your area.

RETURN OF GOODS AND RESTERILIZATION POLICY

Unopened lenses will be exchanged for comparable dollar value provided they have not exceeded their expiration date. The returned lenses must be in their original, unopened, and undamaged packaging to be eligible for replacement or credit. A processing fee may be assessed for the unopened lenses. Prior to returning the lenses, the customer must obtain a RETURN AUTHORIZATION NUMBER from the Customer Service Department and provide EyeKon with the serial number, power, and reason for return. DO NOT ATTEMPT TO RESTERILIZE LENSES AND/OR PRODUCT!

A-CONSTANTS

"A" – Constants shown are estimates. Values may be used as guidelines in the calculation of implant power. EyeKon recommends surgeons to develop their own values based on experience, technique, measuring equipment and desired postoperative results.

CAUTION: FEDERAL LAW RESTRICTS THIS DEVICE TO SALE BY OR ON THE ORDER OF A PHYSICIAN.

Products manufactured in the United States. 

MDR

Contact Us!

Hours: M-F 8:00 AM to 5:00 PM EST

Main Number: 727-793-0170

Main Fax: 727-799-2212

Customer Service: 800-633-9248

Customer Service Fax: 800-275-2694

2451 Enterprise Road
Clearwater, Florida 33763
www.eyekonmedical.com
info@eyekonmedical.com
customerService@eyekonmedical.com

Representantes de servicio al cliente hablan español
Our Personnel are skilled professionals who can assist you with any question you may have.

500501 Rev 3 2014/04

ISO 13485/ CE Approved

MDR

Hydrophobic Acrylic IOL

MDR - 2.2mm

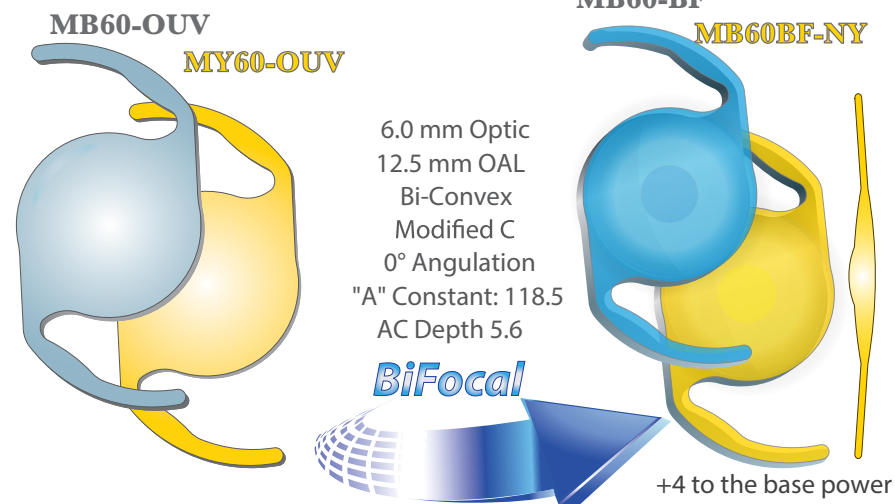
Pre-Loaded Injector & Disposable Hydrophilic Injector



Simplify lens implantation with MDR-2.2MM. This injector is Pre-loaded with our state-of-the-art Hydrophobic lens. The injection system is completely self contained, which enhances intraoperative safety, efficiency and predictability.

Every lens is cleaned and inspected 100% and is not exposed to further handling prior to insertion.

Single Use & Disposable



6.0 mm Optic
12.5 mm OAL
Bi-Convex
Modified C
0° Angulation
"A" Constant: 118.5
AC Depth 5.6

BiFocal

+4 to the base power

Hydrophobic material has been shown to have a lower chance of PCO, inflammatory cell response and bacterial adhesion with minimum pigment deposition. Our material is FREE of vacules and glistening due to it is lathe cut versus others that are molded. Molded lenses trap air which will produce vacules and glistening.

High Tensile Strength:

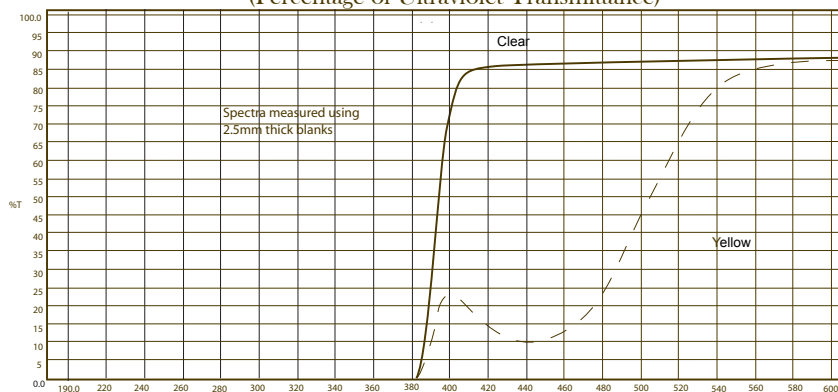
- Damage resistance during folding and insertion
- Reduced possibility of foreceps and folding marks

High Index of refraction imparts:

- Excellent folding and unfolding before and after insertion
- Reduced surface scattering
- Smaller incision required due to thinner lens

Spectral Transmission Curves

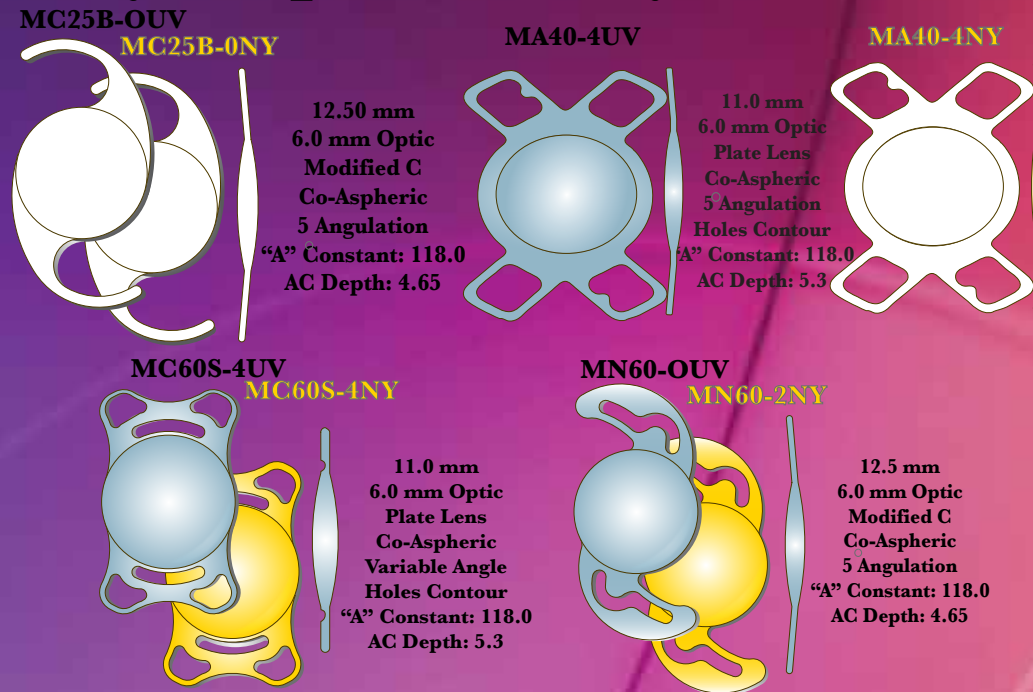
(Percentage of Ultraviolet Transmittance)



Hydrophobic Lenses are not for sale in the US.

UV Options: Natural Clear - Natural Yellow

Hydrophilic Acrylic IOL



12.50 mm
6.0 mm Optic
Modified C
Co-Aspheric
5 Angulation
"A" Constant: 118.0
AC Depth: 4.65

11.0 mm
6.0 mm Optic
Plate Lens
Co-Aspheric
5 Angulation
Holes Contour
"A" Constant: 118.0
AC Depth: 5.3

11.0 mm
6.0 mm Optic
Plate Lens
Co-Aspheric
Variable Angle
Holes Contour
"A" Constant: 118.0
AC Depth: 5.3

12.5 mm
6.0 mm Optic
Modified C
Co-Aspheric
5 Angulation
"A" Constant: 118.0
AC Depth: 4.65

MDR's Hydrophilic co-aspheric lenses are made from our unique patented co-polymer of hydrophilic and hydrophobic monomers. Our advanced square edge design allows for the reduction of posterior opacification by creating an obstruction that is not easily by-passed. Unique advantages include: No vacuoles or glistenings & does not stick to instruments.

Our Natural Yellow lenses use the same chromophore & light spectrum as a young human crystalline lens (3-Hydroxykynurenine), while still allowing some beneficial violet rays to enter. This lens is superior to other yellow IOL materials because it filters out harmful violet rays, protecting the retina without blocking needed blue light, while allowing beneficial violet rays to enter. No loss in contrast sensitivity or color perception, providing complete protection.


There is nothing more natural than using the same chromophore that nature intended when the natural lens must be replaced.

Premium Series

BiFOCAL

EQ624

EQ624 NY




12.50 mm
6.0 mm Optic
Modified C
Co-Aspheric
5 Angulation
"A" Constant: 118.2
AC Depth: 4.65
+4 to the base power

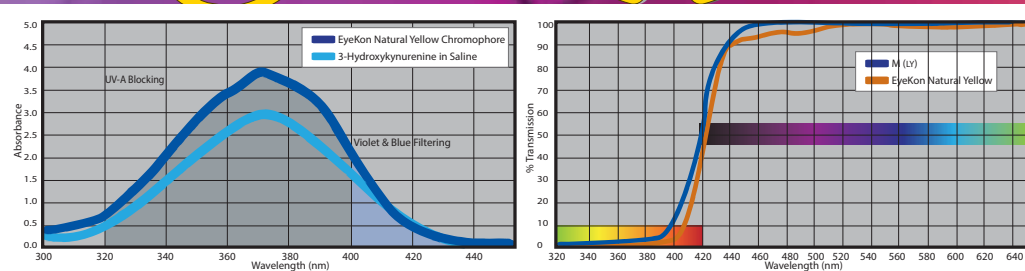
Accommodative

EA55A

EA55A NY




12.0 mm
5.5 mm Optic
Plate Lens
Co-Aspheric
Double Vault
"A" Constant: 118.0
AC Depth: 4.65



Hydrophilic/Hydrophobic Acrylic lenses are not FDA approved and are currently unavailable in the US.

Single Piece PMMA

FDA APPROVED!



P150L-OUV
12.00 mm
5.0 mm Optic
Modified C
Co-Convex
Catenary 3.5°
O Holes
10.00 - 30.00
"A" Constant: 118.2
AC Depth: 4.9

TC65C-2UV
12.50 mm
6.5 mm Optic
Modified C
Co-Convex
Catenary 3.5°
2 Suture Holes
10.00 - 30.00
"A" Constant: 118.2
AC Depth: 4.9

P165-OUV
13.50 mm
6.5 mm Optic
Modified C
Bi-Convex
Step Vault 2.5°
O Holes
-5.00 - 30.00
"A" Constant: 118.2
AC Depth: 4.8

P160-OUV
13.0 mm
6.0 mm Optic
Modified C
Bi-Convex
Step Vault
O Holes
10.00 - 30.00
"A" Constant: 118.2
AC Depth: 4.8

P260-OUV
12.50 mm
6.0 mm Optic
Modified C
Bi-Convex
Step Vault
O Holes
-5.00 - 30.00
"A" Constant: 118.2
AC Depth: 4.8

P165-2UV
13.50 mm
6.5 mm Optic
Modified C
Bi-Convex
Step Vault 2.5°
2 Holes
10.00 - 30.00
"A" Constant: 118.2
AC Depth: 4.8

S165-BUV
12.50 mm
6.5 mm Optic
Modified C
Co-Convex
Catenary 3.5°
2 Holes
-5.00 - 30.00
"A" Constant: 118.2
AC Depth: 4.9

P260-2UV
12.50 mm
6.0 mm Optic
Modified C
Bi-Convex
Step Vault
2 Holes
-5.00 - 30.00
"A" Constant: 118.2
AC Depth: 4.8

S155-BUV
12.50 mm
5.5 mm Optic
Modified C
Co-Convex
Catenary 3.5°
O Holes
-5.00 - 30.00
"A" Constant: 118.2
AC Depth: 4.9

S155-AUV
12.00 mm
5.5 mm Optic
Modified C
Co-Convex
Catenary 3.5°
O Holes
10.00 - 30.00
"A" Constant: 118.2
AC Depth: 4.9

TC120
12.00 mm
5.5 mm Optic
Modified C
CO-Convex
O Holes
10.00 - 30.00
"A" Constant: 118.0
AC Depth: 4.7

PS55-BUV
12.50 mm
5.5 mm Optic
Modified C
CO-Convex
O Holes
10.00 - 30.00
"A" Constant: 118.0
AC Depth: 4.7

Anterior Chamber

Z37B-UV/Z37C-UV



12.50/13.00 mm
6.0 mm Optic
Foot Plate
PL-Convex
Step Vault
O Holes
10.00 - 30.00
"A" Constant: 115.1
AC Depth: 2.95

Premium Series

BiFOCAL

MD106



12.50 mm
6.0 mm Optic
Modified C
Bi-Convex
Step Vault
-5.00 - 30.00
"A" Constant: 118.2
AC Depth: 4.8
+4 to the base power

Refractive

Z50B-UV



12.50 mm
5.5 mm Optic
Foot Plate
PL-Convex
Step Vault
O Holes
10.00 - 30.00
"A" Constant: 115.1
AC Depth: 2.95

Capsular Tension Ring

Advantages

- Circular expansion & stabilization
- Reduced risk of capsular fibrosis
- Safe IOL centration
- High flexibility
- One piece CQ PMMA ring



CTR10 (10mm)

CTR12 (12mm)

Available in BLUE and CLEAR

CTRs/Anterior Chamber IOLs are not for sale in the US.